

# LED Floodlight / Spotlight



## TIS FLL221/C

### Application

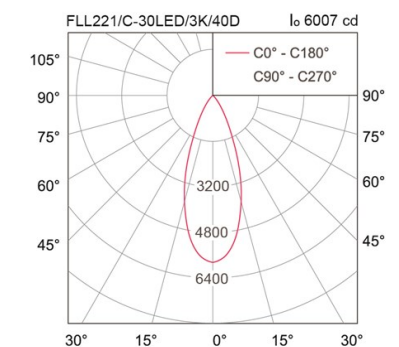
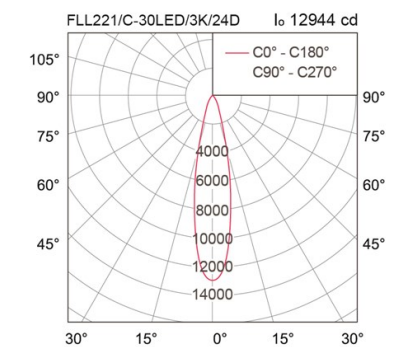
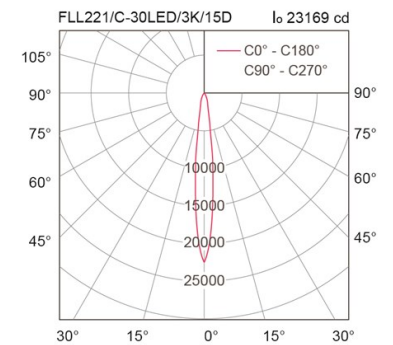
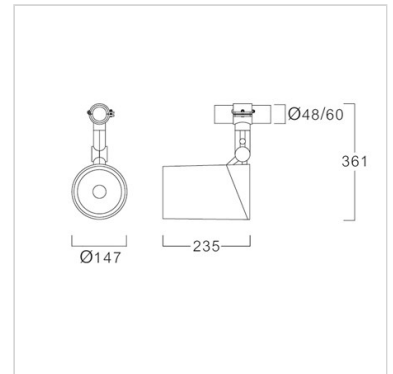
Floodlight is designed to illuminate building facade, building security, indoor and outdoor stadiums, monuments, statues, exhibition halls, shopping centers, showrooms, display areas, residences, etc.

### Specification


<b>Housing</b>	Die-cast aluminium
<b>Finishing</b>	Powder coated in black
<b>Lens</b>	Clear toughened glass
<b>Gasket</b>	Silicone rubber
<b>Dimension</b>	147x235x361 mm.
<b>Mounting</b>	Clamp with pipe (OD 48/60 mm.)
<b>Power</b>	30W
<b>Light Source</b>	LED-COB
<b>Colour Temperature</b>	3000/4000K
<b>Luminaire Output</b>	3000 lm
<b>Beam Angle</b>	15/24/40 degree
<b>Control Gear</b>	Built-in driver
<b>Power Supply</b>	220-240VAC, 50Hz
<b>Power Factor</b>	>0.95
<b>Insulation Class</b>	I
<b>IP Rating</b>	66
<b>Luminaire Lifetime</b>	50,000 hrs.
<b>Equivalent</b>	MH 70W

### Ordering Data

Model	Watt
FLL221/C-30LED	30W



### Related Products



Honey comb